



KR 6 R700-2



Technical data

Maximum reach	726 mm
Maximum payload	6.8 kg
Pose repeatability (ISO 9283)	± 0.02 mm
Number of axes	6
Mounting position	Floor; Ceiling; Wall; Desired angle
Footprint	208 mm x 208 mm
Weight	approx. 53 kg

Axis data

Motion range	
A1	±170 °
A2	-190 ° / 45 °
A3	-120 ° / 156 °
A4	±185 °
A5	±120 °
A6	±350 °

Operating conditions

Ambient temperature during operation 0 °C to 45 °C (273 K to 318 K)

Protection rating

Protection rating (IEC 60529)	IP65 / IP67
Protection rating, in-line wrist (IEC 60529)	IP65 / IP67

Controller


Controller KR C4 compact

Teach pendant

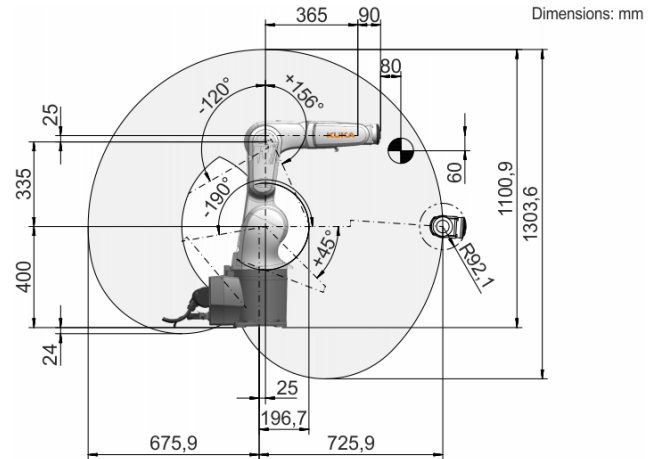
Teach pendant KUKA smartPAD

Cycle time

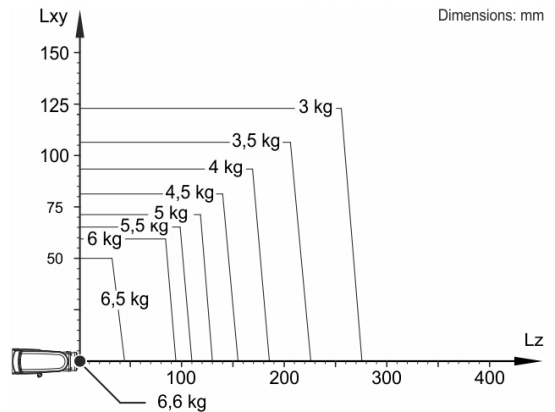
138 cycles per minute (25 mm / 305 mm / 25 mm, 1 kg)



Workspace graphic



Payload diagram



The KR 6 R700-2 is designed for a rated payload of 3 kg in order to optimize the dynamic performance of the robot. With reduced load center distances, higher loads up to the maximum payload may be used. The specific load case must be verified using KUKA.Load. For further consultation, please contact KUKA Support.

Mounting flange

