

# DZX2/4-100系列塑壳断路器

DZX2/4-100 Series Moulded Case Circuit Breaker

——配电器产品名录 2013

安全 智能 环保



CE UL CCC TÜV CB RoHS  
ISO9001 ISO14001 OHSAS18001

# DZX2/4-100系列塑壳断路器

## >> 用途 APPLICATION

DZX2/4-100系列塑壳断路器（以下简称断路器）在交流50Hz，额定工作电压至415V，额定工作电流至100A及以下电路中用于照明、配电线路及电动机的过载和短路保护，亦可作为线路的不频繁转换，以及电动机的不频繁起用之用。并且可配装分励脱扣器和辅助触头、报警触头实现远距离分闸和提供辅助信号。

DZX2/4-100 series moulded case circuit breaker (abbr. breakers) are mainly used in the circuit of AC frequency 50Hz, rated operating voltage up to 415V and rated operating current up to 100A and below for protection of overload and short circuit of lighting and distribution lines and motor, as well as the unfrequented changeover and unfrequented starting of motor. This circuit breaker can be fitted with shunt trip, auxiliary contacts and alarming contacts to realize the long-distance switching-off and provide auxiliary signal.

## >> 结构特点 STRUCTURE FEATUR

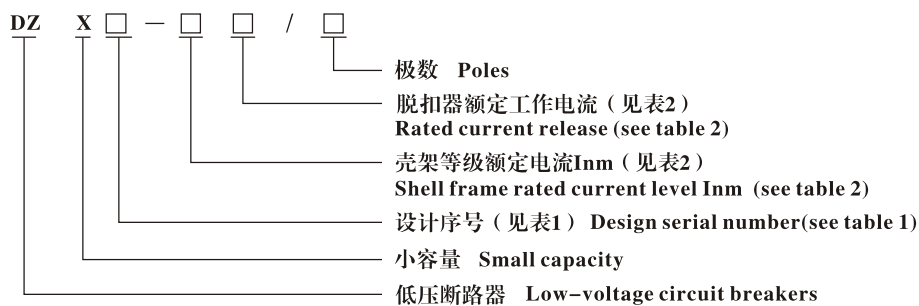
- 产品体积小、重量轻、分断能力高，且采用模块化组合式设计，可同辅助触头、报警触头、分励脱扣器等方便地组合使用。

The breakers have the following characteristics: compact size, light weight, high breaking capacity, module design and can used with shunt trip and auxiliary contacts ect.

- DZX2/4-100符合IEC60947-2、GB14048.2、JB/T6525等标准。

DZX2/4-100 comply with the demands of the following standards: IEC60947-2、GB14048.2、JB/T6525 ect.

## >> 型号及含义 TYPE AND MEANING



表(table)1

用途分类 Applicable classification	设计序号 Design code	瞬时脱扣器类型 Instantaneous release
照明配电系统 Illumination distribution system	2	C
工业配电系统 Industry distribution system	4	D

表(table)2

型号 type	极数 pole	壳架等级额定电流Inm Frame rated current	(30℃) 额定工作电流In (A) Rated operating current at +30℃
DZX2-100	1P、2P、3P、4P	100A	63、80、100
DZX4-100	1P、2P、3P、4P	100A	50、63、80、100

## >> 工作条件与安装条件

### WORKING AND INSTALLATION CONDITION

△ 环境温度：-5℃ ~ +40℃，且24h内的平均温度不超过+35℃；

Environment temperature : -5℃ ~ +40℃, the average hours of temperature exceeding +35℃ during 24 hours

△ 海拔高度：不超过2000m； Elevation: ≤2000m

△ 环境条件：应无会引起爆炸危险的介质，也无会腐蚀和破坏绝缘的有害气体和导电尘埃；

Environment condition: There must be not any explosive medium and there must be not any gas which would corrode metal or any conducting dust which would destroy the insulation.

△ 冲击和振动：应安装和使用在无明显冲击和振动的地方；

Impact and Vibration: products should be used in no significant impact and vibration place.

△ 安装类别：安装类别Ⅲ； Installing categories: Class III

△ 安装条件：采用TH35-7.5mm标准卡轨安装，安装面与垂直面的倾斜度不大于5°。

Installing condition: mounted by TH35-7.5mm standard rail track, The tilt gradient between installation face and vertical face should ≤5°

## >> 主要技术参数 MAIN TECHNICAL PARAMETERS

### ■ 过电流脱扣器动作性能（见表3）

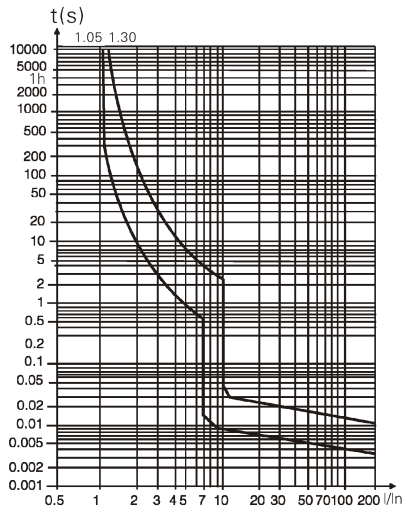
Over-current instantaneous action character (as table 3)

表(table)3

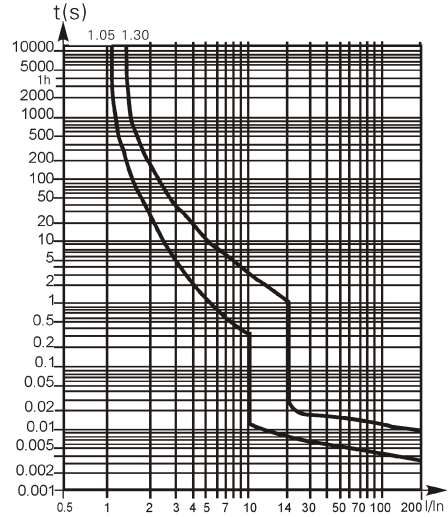
序号 no.	产品型号 type	脱扣器额定电流 In (A) Instantaneous rated current	起始状态 Initial state	试验电流 (A) Testing current	约定时间 (t) Order time	预期结果 Expectancy ending	基准温度 Benchmark temperature	备注 Remark						
a	DZX2/4-100	In ≤ 63	冷态 cold state	1.05 In	t ≥ 1h	不脱扣 Not release	30℃							
		In > 63			t ≥ 2h									
b	DZX2/4-100	In ≤ 63	热态 (即：紧 接序号 a项进行) hated state (follow a)	1.30 In	t ≤ 1h	脱扣 Release			30℃	电流在 5S内平稳 上升至 约定值 Testing current improve to order value in 5s				
		In > 63			t ≤ 2h									
c	DZX2-100	所有电流规格 All standards of current	冷态 cold state	7 In	0.2 s 内	不脱扣 Not release					30℃	闭合辅助 开关接 通电流 Close auxiliary switch and put through current		
	DZX4-100			10 In										
d	DZX2-100	所有电流规格 All standards of current	冷态 cold state	10 In	0.2 s 内	脱扣 Release							30℃	闭合辅助 开关接 通电流 Close auxiliary switch and put through current
	DZX4-100			14 In										

# DZX2/4-100系列塑壳断路器

## 时间电流特性曲线（见图1图2） Time-current characteristic curve (as picture 1 and 2)



图(picture)1 DZX2-100



图(picture)2 DZX4-100

## 分断能力（见表4） Breaking capacity (as table 4)

表(table)4

型号 Type	额定工作电流 (A) Rated operating current	极数P pole	额定工作电压 Rated operating voltage	分断能力 Ics (A) Breaking capacity
DZX2/4-100	50-100	1	240V	10000
		2、3、4	415V	

## >> 断路器附件 THE ACCESSORIES OF BREAKERS

DZX2/4-100系列断路器的电气附件有：辅助触头、报警触头、分励脱扣器、欠压脱扣器、过压脱扣器和过欠电压脱扣器共6种附件。附件的相关内容见“DZX2/4系列断路器电气附件。”

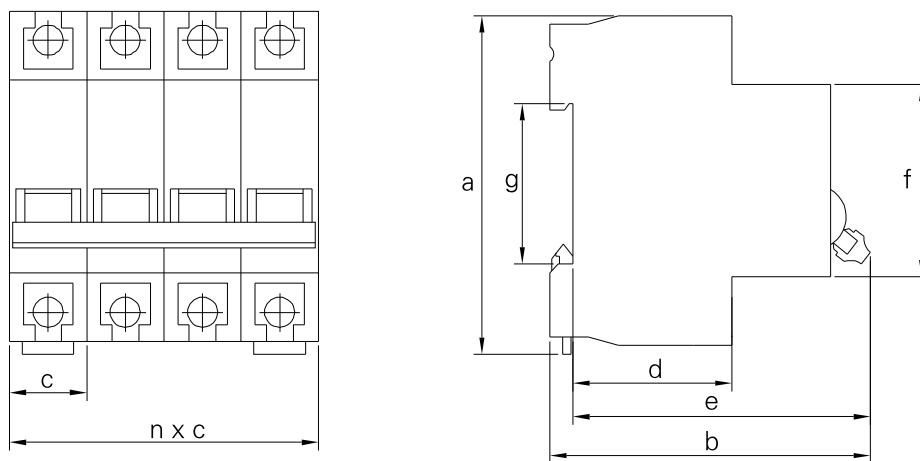
DZX2/4-100 series breaker have six kinds of accessories : Auxiliary contact、Alarm contact、Shunt release、Under-voltage release、Over-voltage release、ect.

>> 外形与安装尺寸

OUTLINE DIMENSIONS AND MOUNTING DIMENSIONS

■ 断路器的外形尺寸、安装尺寸（见图3及表5）

The Outline dimensions and mounting dimensions of the breakers (as picture 3 and table 5)



图(picture)3

表(table)5

型号 Type	极数 pole	a	b	c	d	e	f	g
DZX2/4-100	1	84	72	27	44.5	67	45	37.5
	2、3、4		77			72		

>> 接线端子标志 THE SIGN OF THE WIRING TERMINAL

■ 断路器一极、二极、三极、四极接线端子标志分别如下图所示。

The sign of the wiring terminal of one-pole、two-poles、three-poles and four-poles breakers as the following picture.

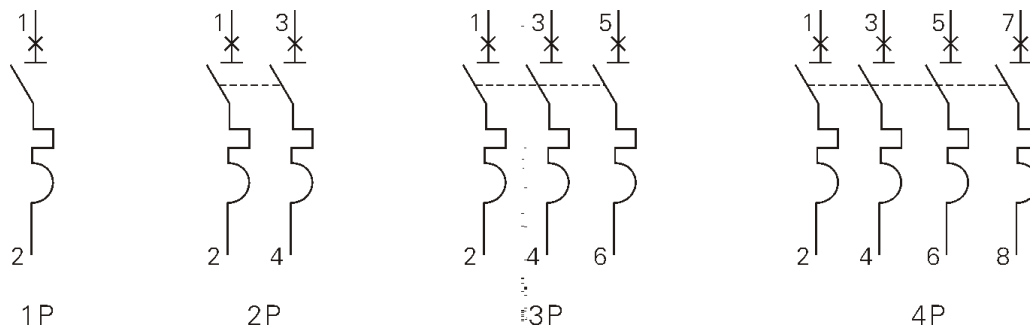


图4.断路器接线端子标志图  
Picture 4 terminal of the breakers

## DZX2/4-100系列塑壳断路器

---

### >> 订货须知 ORDER REMARK

- 用户订货时必须指明断路器的名称、数量及附件的名称、数量。

Users need attention the entitle type and volume of the breaker and accessories)

如: DZX2-100/3P 80A 断路器 6台。

Example: DZX2/4-100/3P 80A breakers 6 sets.