

Siemens

S7-200CN CPUs and Expansion Modules S7-200 CPU 和扩展模块, S7-200CN CPU 및 확장 모듈

A5E02333499-02

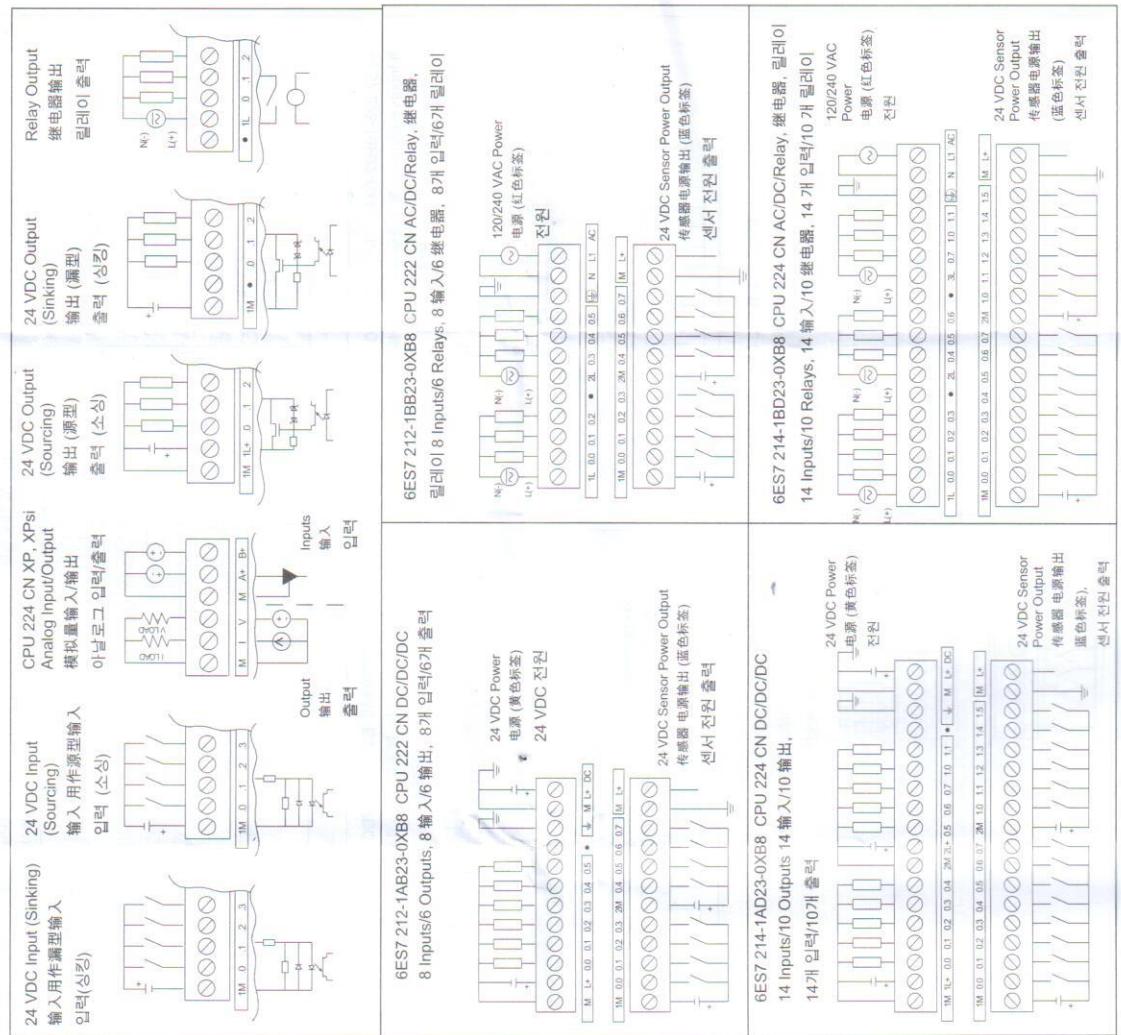
Product Information, 产品信息, 제품 정보

This product information contains wiring diagrams for S7-200CN CPUs and expansion modules.
本产品信息包含 S7-200 CPU 和扩展模块的接线图。
이 제품 정보는 S7-200CN CPU 및 확장 모듈에 대한 배선 다이어그램을 포함합니다.


Order Number 订货号, 주문 번호	Model Name and Description 型号名称和描述, 모델 이름 및 설명
6ES7 212-1AB23-0XB8	CPU 222 CN DC/DC, 8 Inputs/6 Outputs, 8 输入/6 输出, 8 个 입력/6 个 출력
6ES7 212-1BB23-0XB8	CPU 222 CN AC/DC/Relay, 继电器, 릴레이, 8 Inputs/6 Relays, 8 输入/6 继电器输出, 8 个 입력/6 个 릴레이
6ES7 214-1AD23-0XB8	CPU 224 CN DC/DC/DC, 14 Inputs/10 Outputs, 14 输入/10 输出, 14 个 입력/10 个 출력
6ES7 214-1BD23-0XB8	CPU 224 CN AC/DC/Relay, 继电器, 릴레이, 14 Inputs/10 Relays, 14 输入/10 继电器输出, 14 个 입력/10 个 릴레이
6ES7 214-2AD23-0XB8	CPU 224XP CN DC/DC/DC, 14 Inputs/10 Outputs, 14 输入/10 输出, 14 个 입력/10 个 출력
6ES7 214-2AS23-0XB8	CPU 224XP si CN DC/DC/DC, 14 Inputs/10 Outputs (M), 14 输入/10 输出, 14 个 입력/10 个 출력
6ES7 214-2BD23-0XB8	CPU 224XP CN AC/DC/Relay, 继电器, 릴레이, 14 Inputs/10 Relays, 14 输入/10 继电器输出, 14 个 입력/10 个 릴레이
6ES7 216-2AD23-0XB8	CPU 226 CN DC/DC/DC, 24 Inputs/16 Outputs, 24 输入/16 输出, 24 个 입력/16 个 출력
6ES7 216-2BD23-0XB8	CPU 226 CN AC/DC/Relay, 继电器, 릴레이, 24 Inputs/16 Relays, 24 输入/16 继电器输出, 24 个 입력/16 个 릴레이
6ES7 221-1BF22-0XA8	EM 221 Digital Input 8 x 24 VDC, 数字量输入, 디지털 입력 8 x 24 VDC

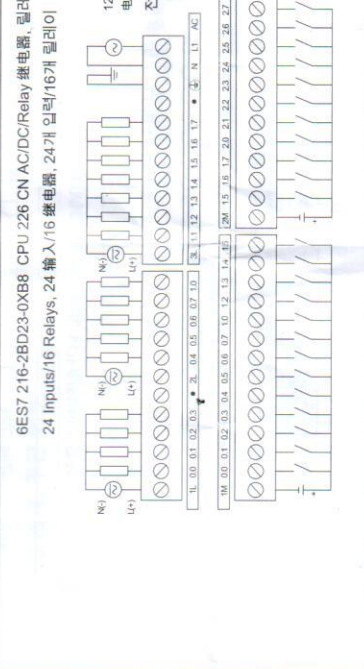
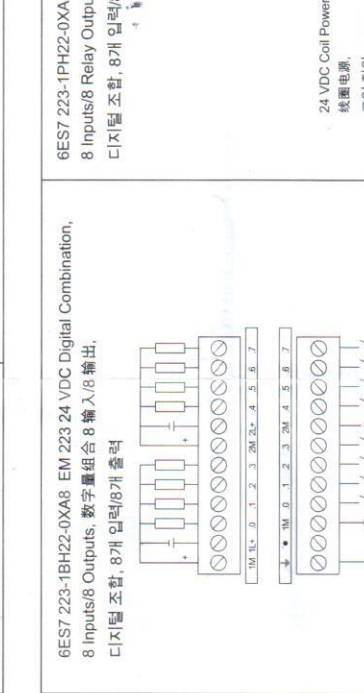
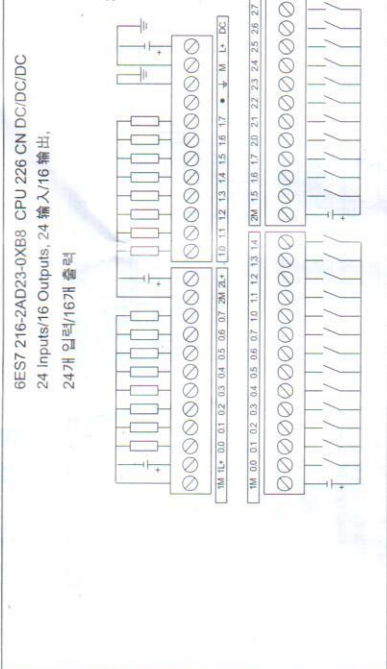
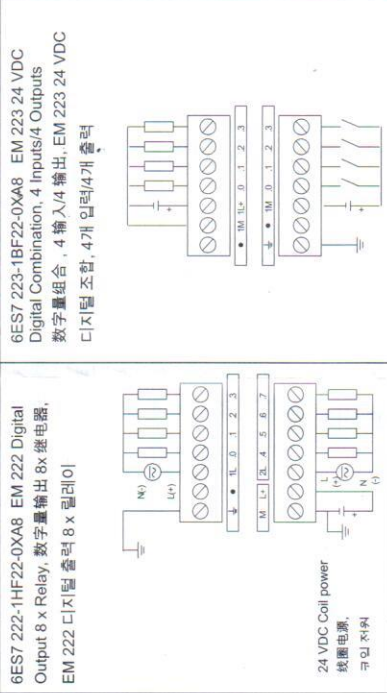
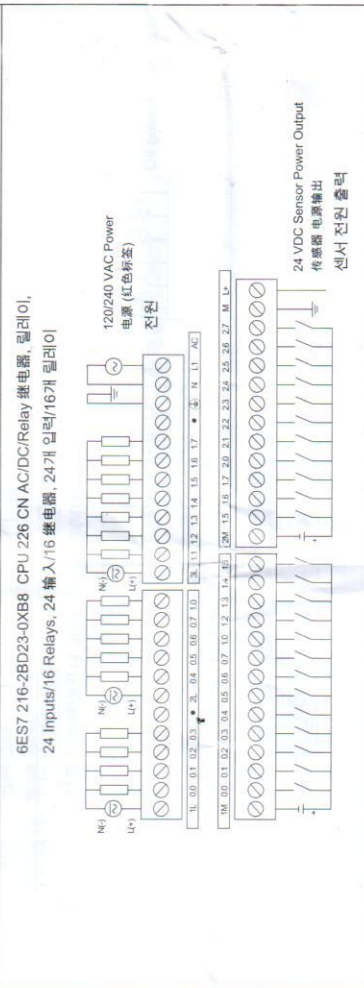
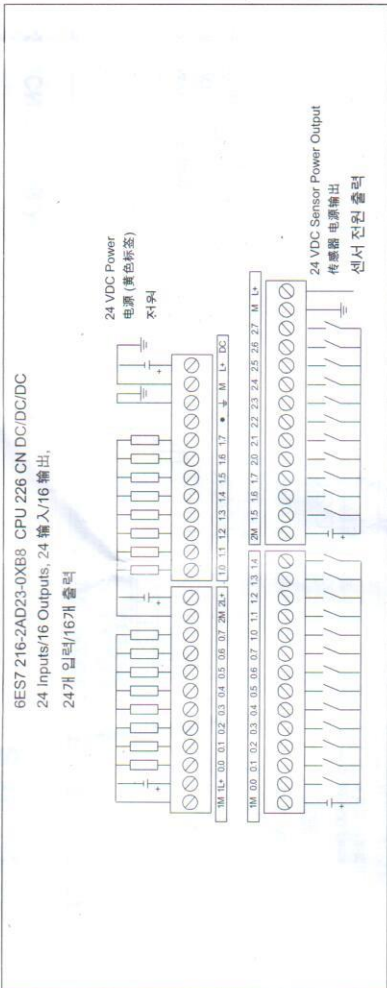
6ES7 221-1BH22-0XA8	EM 221 Digital Input 16 x 24 VDC, 数字量输入 16x24 VDC, 디지털 입력 8 x 24 VDC
6ES7 222-1BF22-0XA8	EM 222 Digital Output 8 x 24 VDC, 数字量输出 8x24VDC, 디지털 출력 8 x 24 VDC
6ES7 222-1HF22-0XA8	EM 222 Digital Output 8 x Relays, 数字量输出 8x 继电器, 디지털 출력 8 x 릴레이
6ES7 223-1BF22-0XA8	EM 223 24 VDC Digital Comb., 4 Inputs/4 Outputs, 数字量组合, 4 输入/4 输出, 디지털 조합, 4 个 입력/4 个 출력
6ES7 223-1HF22-0XA8	EM 223 24 VDC Digital Comb., 4 Inputs/4 Relay Outputs, 数字量组合, 4 输入/4 继电器输出, 디지털 조합, 4 个 입력/4 个 릴레이 출력
6ES7 223-1BH22-0XA8	EM 223 24 VDC Digital Comb., 8 Inputs/8 Outputs, 数字量组合, 8 输入/8 输出, 디지털 조합, 8 个 입력/8 个 출력
6ES7 223-1PH22-0XA8	EM 223 24 VDC Digital Comb., 8 Inputs/8 Relay Outputs, 数字量组合, 8 输入/8 继电器输出, 디지털 조합, 8 个 입력/8 个 릴레이 출력
6ES7 223-1BL22-0XA8	EM 223 24 VDC Digital Comb., 16 Inputs/16 Outputs, 数字量组合, 16 输入/16 输出, 디지털 조합, 16 个 입력/16 个 출력
6ES7 223-1PL22-0XA8	EM 223 24 VDC Digital Comb., 16 Inputs/16 Relay Outputs, 数字量组合, 16 输入/16 继电器输出, 디지털 조합, 16 个 입력/16 个 릴레이 출력
6ES7 223-1BM22-0XA8	EM 223 24 VDC Digital Comb., 32 Inputs/32 Outputs, 数字量组合, 32 输入/32 输出, 디지털 조합, 32 个 입력/32 个 출력
6ES7 223-1PM22-0XA8	EM 223 24 VDC Digital Comb., 32 Inputs/32 Relay Outputs, 数字量组合, 32 输入/32 继电器输出, 디지털 조합, 32 个 입력/32 个 릴레이 출력
6ES7 231-0HC22-0XA8	EM 231 Analog Input, 4 Inputs, 模拟量输入, 4 输入, 아날로그 입력, 4 个 입력
6ES7 235-0KD22-0XA8	EM 235 Analog Comb., 4 Inputs/1 Output, 模拟量组合, 4 输入/1 输出, 아날로그 조합, 4 个 입력/1 个 출력
6ES7 232-0HB22-0XA8	EM 232 Analog Output, 2 Outputs, 模拟量输出, 2 输出, 아날로그 출력, 2 个 출력
6ES7 231-7PB22-0XA8	EM 231 Analog Input RTD, 2 Inputs, 模拟量输入热电阻, 2 输入, 아날로그 입력 RTD, 2 个 입력
6ES7 231-7PD22-0XA8	EM 231 Analog Input Thermocouple, 4 Inputs, 模拟量输入热电偶, 4 输入, 아날로그 입력 서모커플, 4 个 입력

S7-200CN Inputs and Outputs for CPUs and Expansion Modules

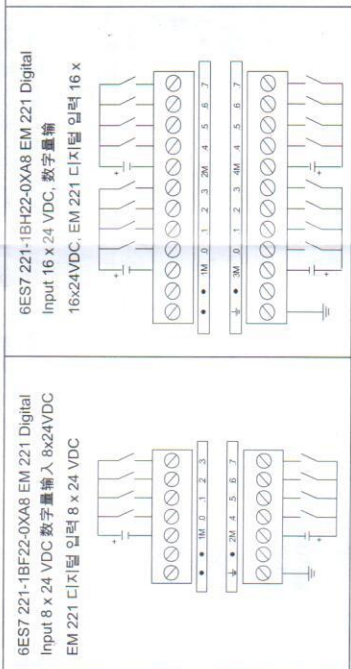
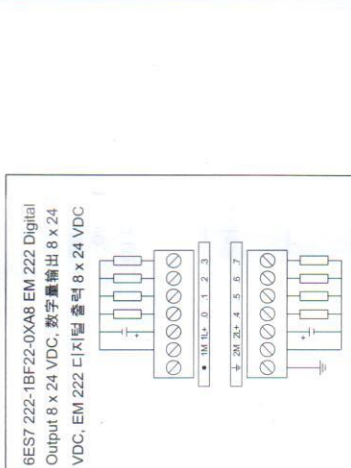
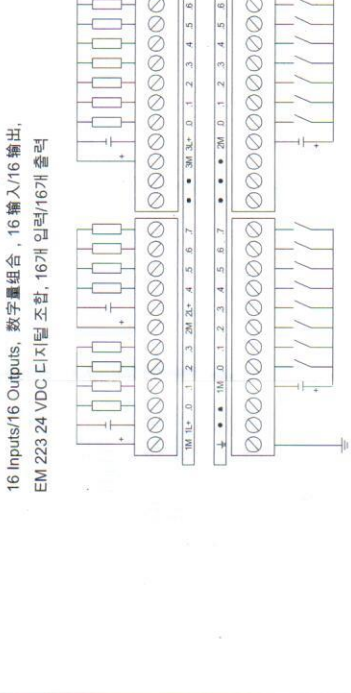


S7-200CN CPU, 输入与输出

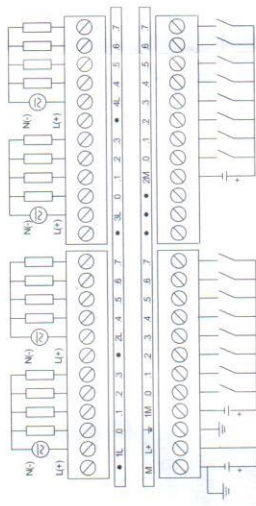




S7-200CN Expansion Modules, 扩展模块, 확장 모듈

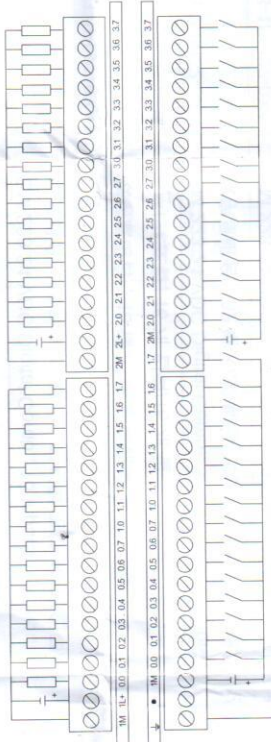


6ES7 223-1PL22-0XA8 EM 223 24 VDC Digital Combination,
16 Inputs/16 Relay Outputs, 数字量组合, 16输入/16继电器输出,
EM 223 24 VDC 디지털 조합, 16개 입력/16개 릴레이 출력



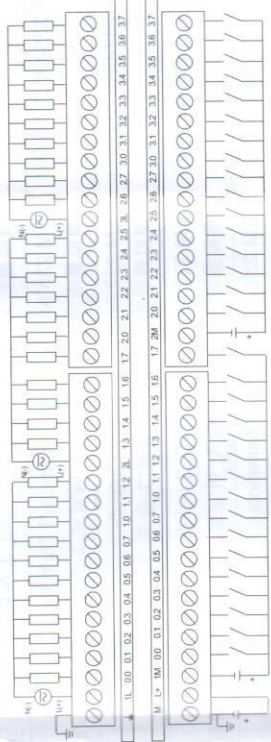
24 VDC Coil Power
线圈电源
公共接线

6ES7 223-1BM22-0XA8 EM 223 24 VDC Digital Combination,
32 Inputs/32 Outputs, 数字量组合, 32输入/32输出,
EM 223 24 VDC 디지털 조합, 32개 입력/32개 출력

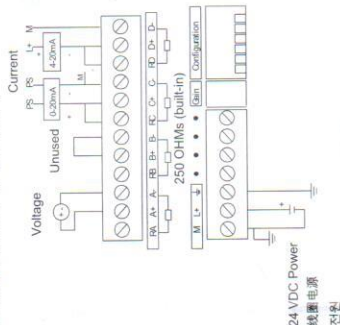


24 VDC Coil Power
线圈电源
公共接线

6ES7 223-1PM22-0XA8 EM 223 24 VDC Digital Combination,
32 Inputs/32 Relay Outputs, 数字量组合, 32输入/32继电器输出
EM 223 24 VDC 디지털 조합, 32개 입력/32개 릴레이 출력

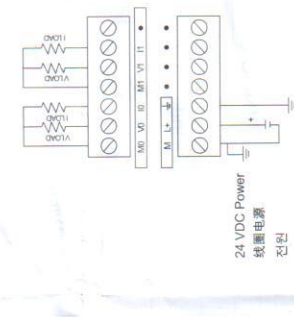


6ES7 231-0HC22-0XA8 EM 231 Analog Inputs,
4 Inputs, 模拟量输入, 4输入,
EM 231 아날로그 입력, 4개 입력



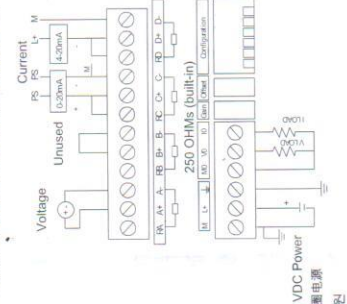
24 VDC Power
线圈电源
公共接线

6ES7 232-0HB22-0XA8 EM 232 Analog Output, 2 Outputs, EM
232 模拟量输出, 2输出, EM 232 아날로그 출력, 2개 출력



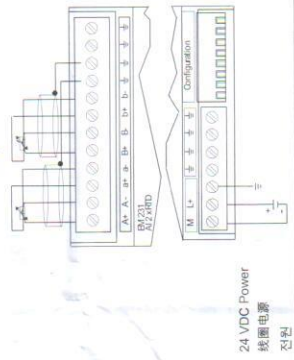
24 VDC Power
线圈电源
公共接线

6ES7 235-0KD22-0XA8 EM 235 Analog Combination,
4 Inputs/1 Output, 模拟量组合, 4输入/1输出,
EM 235 아날로그 조합, 4개 입력/1개 출력



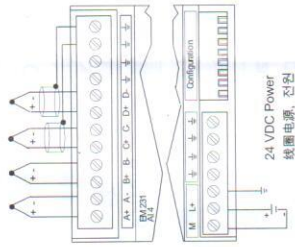
24 VDC Power
线圈电源
公共接线

6ES7 231-7PB22-0XA8 EM 231 Analog Input RTD, 2 Inputs,
模拟量输入热电阻, 2输入, EM 231 아날로그 입력 RTD, 2개 입력



24 VDC Power
线圈电源
公共接线

6ES7 231-7PD22-0XA8 EM 231 Analog Input Thermocouple, 4 Inputs,
模拟量输入热电偶, 4输入, EM 231 아날로그 입력 서모커플, 4개 입력



24 VDC Power
线圈电源, 公共接线